

We've designated October as Voter Registration Month

NOTE: Each state has a specific deadline day for registration. This can be found on your state's Secretary of State website.



WHAT CHURCHES CAN DO DURING ELECTIONS

- Equip church members with the biblical perspective on an issue
- Nonpartisan voter registration, get out the vote efforts and voter education
- Distribute voter guides that do not endorse a candidate
- Speak about a candidate's position without endorsing or opposing that candidate

By the way... Voter registration is Biblical!


We're commanded in Romans 13 to fulfill our civic duties.

In America, voting is one of them! And, electing good leaders is one way to be the, “light of the world.”

3. REGISTER to vote!

Tip: The registration process information can also be sent out via email!

1. **Scan the QR code.** You can provide this to registrants using posters, handouts, a PowerPoint slide, TV screen, or directly printing the code - all available for free here. For an online service, consider including the QR code directly in the video or church app.
2. **Complete the online form.** The QR code will walk you through the form to register to vote. For those who wish to complete it on paper, consider providing paper registration forms, available at your state's election site.
3. **Print and mail the form.** When complete the online form will send users a copy of their registration they they can print and mail from their home. To simplify this for members, consider having a wireless printer and mail supplies (envelopes, stamps, pens, etc.) to fully prepare registrations at church. In some states, mail registration must be postmarked by October 10th or shortly thereafter. Be sure to check the specific voter registration deadline date for your state.




DAY-OF VOTER REGISTRATION CHECKLIST

This is for churches who choose to do an in-person drive

- ☐ Have the table set-up 30 minutes before and after services.
- ☐ Set the registration table (a coffee or card table) in the highest traffic area of your church.
- ☐ Announcement for the voter registration drive that encourages individuals to participate. This can be made by the pastor or other church leader.
- ☐ The person/people working at the table should not sit behind the table but rather stand in front of it and proactively invite people to register.
- ☐ Materials for your table:
 - Voter registration sign with QR code
 - Any of the following options for people to complete their registration:
 - (1) Wireless printer and mailing supplies (envelopes, stamps, pens, etc.)
 - (2) Computers connected to a printer and logged onto <https://familypolicyalliance.com/vote> for people to register and print their form immediately at church
 - (3) Take-home cards with the QR code for people to take home, access the voter registration site, and print the form at home
 - (4) Hard copies of your state's voter registration form (available for download/copying on your state's elections page) for those who prefer to fill out the form on paper

SCAN TO REGISTER TO VOTE!




Already registered?
The QR code gives
access to other
voter tools, too!

Or visit:

<https://familypolicyalliance.com/vote>

To scan, open the camera app on your phone, point the camera at the code, and tap on the link that appears. You will need to be able to print the form from your device.

SCAN TO REGISTER TO VOTE!




Already registered?
The QR code gives
access to other
voter tools, too!

Or visit:

<https://familypolicyalliance.com/vote>

To scan, open the camera app on your phone, point the camera at the code, and tap on the link that appears. You will need to be able to print the form from your device.

SCAN TO REGISTER TO VOTE!



Already registered? The QR code gives access to other voter tools, too!

Or visit:

<https://familypolicyalliance.com/vote>

To scan, open the camera app on your phone, point the camera at the code, and tap on the link that appears. You will need to be able to print the form from your device